

1-643067-0 ✓ ACTIVE

## MTA 156

TE Internal #: 1-643067-0

PCB Connector Covers, Strain Relief Covers, 10 Position, .156 in [3.96 mm] Centerline, Nylon, Standard Product Profile, MTA 156

[View on TE.com >](#)



Connectors > PCB Connectors > PCB Connector Accessories > Protection & Strain Relief > PCB Connector Covers



Protection & Strain Relief Accessory Type: **Strain Relief Covers**

Number of Positions: **10**

Centerline (Pitch): **3.96 mm [ .156 in ]**

Primary Product Material: **Nylon**

Product Profile: **Standard**

### Features

#### Product Type Features

Protection & Strain Relief Accessory Type	Strain Relief Covers
Product Profile	Standard

#### Configuration Features

Number of Positions	10
---------------------	----

#### Body Features

Primary Product Color	White
Primary Product Material	Nylon

#### Housing Features

Centerline (Pitch)	3.96 mm [.156 in]
--------------------	-------------------

#### Usage Conditions

Compatible With IDC Installation Type Connector	Closed End
Operating Temperature Range	-55 – 105 °C[-67 – 221 °F]

#### Industry Standards

UL Flammability Rating	UL 94V-2
------------------------	----------

## Product Compliance

For compliance documentation, visit the product page on [TE.com](#)>

EU RoHS Directive 2011/65/EU	Compliant
EU ELV Directive 2000/53/EC	Compliant
China RoHS 2 Directive MIIT Order No 32, 2016	No Restricted Materials Above Threshold
EU REACH Regulation (EC) No. 1907/2006	Current ECHA Candidate List: JUNE 2022 (224) Candidate List Declared Against: JUNE 2022 (224) Does not contain REACH SVHC
Halogen Content	Low Halogen - Br, Cl, F, I < 900 ppm per homogenous material. Also BFR/CFR/PVC Free
Solder Process Capability	Not applicable for solder process capability

### Product Compliance Disclaimer

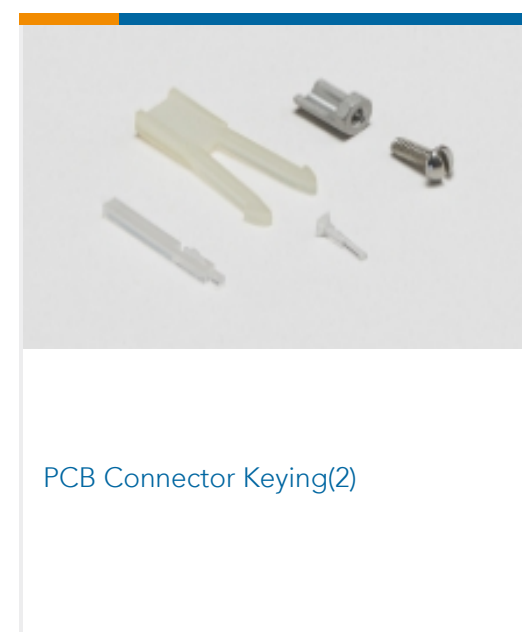

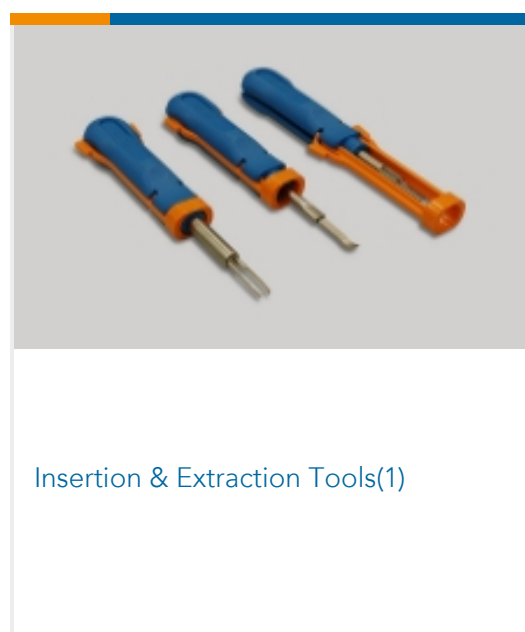
This information is provided based on reasonable inquiry of our suppliers and represents our current actual knowledge based on the information they provided. This information is subject to change. The part numbers that TE has identified as EU RoHS compliant have a maximum concentration of 0.1% by weight in homogenous materials for lead, hexavalent chromium, mercury, PBB, PBDE, DBP, BBP, DEHP, DIBP, and 0.01% for cadmium, or qualify for an exemption to these limits as defined in the Annexes of Directive 2011/65/EU (RoHS2). Finished electrical and electronic equipment products will be CE marked as required by Directive 2011/65/EU. Components may not be CE marked. Additionally, the part numbers that TE has identified as EU ELV compliant have a maximum concentration of 0.1% by weight in homogenous materials for lead, hexavalent chromium, and mercury, and 0.01% for cadmium, or qualify for an exemption to these limits as defined in the Annexes of Directive 2000/53/EC (ELV). Regarding the REACH Regulation, the information TE provides on SVHC in articles for this part number is based on the latest European Chemicals Agency (ECHA) 'Guidance on requirements for substances in articles' posted at this URL: <https://echa.europa.eu/guidance-documents/guidance-on-reach>

## Compatible Parts

 <p>TE Part # CAT-103156-WBHSM Receptacle Housing: Wire-to-Board, with Mating Alignment, SL156</p>	 <p>TE Part # 4-640427-0 10P MTA156 CONN ASSY 20AWG YEL</p>	 <p>TE Part # 4-640426-0 10P MTA156 CONN ASSY 18AWG ORA</p>	 <p>TE Part # 1-640384-0 10P MTA156 HDR ASSY STR RND SN</p>
---	---	--	--




## Also in the Series | MTA 156





PCB Headers &amp; Receptacles(729)



Power Contacts(3)



Rectangular Caps &amp; Covers(1)



Rectangular Power Connectors(749)

Standard Rectangular Connectors  
(1309)

Wire-to-Board Connector Contacts(12)

## Documents

### Product Drawings

#### 10P MTA156 MOLDED COVER

English

### CAD Files

#### 3D PDF

3D

#### Customer View Model

[ENG\\_CVM\\_CVM\\_1-643067-0\\_P.2d\\_dxf.zip](#)

English

#### Customer View Model

[ENG\\_CVM\\_CVM\\_1-643067-0\\_P.3d\\_igs.zip](#)

English

#### Customer View Model

[ENG\\_CVM\\_CVM\\_1-643067-0\\_P.3d\\_stp.zip](#)

English

#### 3D PDF

English

#### Customer View Model

[ENG\\_CVM\\_1-643067-0\\_G.2d\\_dxf.zip](#)

English

#### Customer View Model

[ENG\\_CVM\\_1-643067-0\\_G.3d\\_igs.zip](#)

English

#### Customer View Model

[ENG\\_CVM\\_1-643067-0\\_G.3d\\_stp.zip](#)



English

By downloading the CAD file I accept and agree to the [Terms and Conditions](#) of use.

### Datasheets & Catalog Pages

[MTA, CST-100 II, SL-156 and AMP Economy Power \(EP\) Connectors](#)

English

### Product Specifications

[Application Specification](#)

Japanese

[Application Specification](#)

English

[MTA 156 Ribbon Cable Connector Assemblies \(English And Spanish\)](#)

English

[MTA 156 Ribbon Cable Connector Assemblies \(English And Spanish\)](#)

Japanese

### Product Environmental Compliance

[Product Compliance](#)

English

[Product Compliance](#)

English

### Instruction Sheets

[Instruction Sheet \(U.S.\)](#)

English